



**BRANZ**

1222 Moonshine Road  
Judgeford RD1  
Porirua 5381  
New Zealand  
T +64 4 237 1170  
F +64 4 237 1171  
branz@branz.co.nz  
www.branz.co.nz



# FIRE TEST REPORT

## FH 4908

### CONE CALORIMETER TEST AND NZBC VERIFICATION METHOD C/VM2 APPENDIX A PERFORMANCE OF ECOPLUS SYSTEMS PERFORMANCE PLUS ULTRA AND ENDURANCE CEILING TILES

#### CLIENT

Ecoplus Systems Limited  
136 Customs Street West  
Auckland City 1010  
New Zealand



All tests reported herein have been performed in accordance with the laboratory's scope of accreditation.

PROJECT NUMBER:

**FT4847**

ISSUE DATE:

**25 June 2012**

PAGE:

**1 of 10**

THE LEGAL VALIDITY OF THIS REPORT CAN ONLY BE CLAIMED ON PRESENTATION OF THE COMPLETE SIGNED PAPER REPORT. EXTRACTS OR ABRIDGMENTS OF THIS REPORT SHALL NOT BE PUBLISHED WITHOUT PERMISSION FROM BRANZ LTD.

# TEST SUMMARY

## Objective

To conduct cone calorimeter testing in accordance with ISO 5660 on client supplied specimens for the purposes of determination of the Group Classification in accordance with;

- New Zealand Building Code (NZBC) Verification Method C/VM2 Appendix A

## Test sponsor

Ecoplus Systems Limited  
136 Customs Street West  
Auckland City 1010  
New Zealand

## Description of test specimen

The product submitted by the client for testing was identified by the client as Performance Plus Ultra Ceiling Tile, and Performance Plus Endurance Ceiling Tile

## Date of test

18 June 2012

## Test results

For the purposes of compliance with the respective building code documents, the following classification is considered applicable to both of the materials as described in Section 1, and others in the same product range with the same fabrication, weight and thickness as the products tested.

Building Code Document	Group Number Classification
NZBC Verification Method C/VM2 Appendix A	1 - S Smoke less than 250 m <sup>2</sup> /kg

## LIMITATION

The results reported here relate only to the item/s tested.

## TERMS AND CONDITIONS

This report is issued in accordance with the Terms and Conditions as detailed and agreed in the BRANZ Services Agreement for this work.



REPORT NUMBER:

**FH 4908**

ISSUE DATE:

**25 June 2012**

PAGE:

**2 of 10**

PNW

ES

# CONTENTS

<b>Signatories.....</b>	<b>4</b>
<b>Document Revision Status .....</b>	<b>4</b>
<b>1. General.....</b>	<b>5</b>
1.1 Sample measurements .....	5
<b>2. Experimental procedure .....</b>	<b>6</b>
2.1 Test standard.....	6
2.2 Test date.....	6
2.3 Specimen conditioning .....	6
2.4 Specimen wrapping and preparation.....	6
2.5 Test programme.....	6
<b>3. Test results and reduced data .....</b>	<b>7</b>
3.1 Test results and reduced data – NZBC C/VM2.....	7
<b>4. Summary .....</b>	<b>8</b>
<b>5. Classification in accordance with NZBC Verification Method C/VM2 Appendix A.....</b>	<b>9</b>
<b>6. Discussion.....</b>	<b>9</b>
<b>7. Conclusion .....</b>	<b>10</b>
<b>8. Limitation.....</b>	<b>10</b>

## FIGURES

Figure 1 Representative specimen (“Ultra” back face - left, exposed face - middle, “Endurance” exposed face - right).....	5
Figure 2 Rate of heat release verses time .....	8



REPORT NUMBER:

**FH 4908**

ISSUE DATE:

**25 June 2012**

PAGE:

**3 of 10**

PNW

ES


## SIGNATORIES



---

### Author

P. N. Whiting  
Senior Fire Engineer/Fire Testing Team Leader  
IANZ Approved Signatory



---

### Reviewer

E. Soja  
Senior Fire Safety Engineer  
IANZ Approved Signatory

## DOCUMENT REVISION STATUS

ISSUE NO.	DATE ISSUED	DESCRIPTION
1	25 June 2012	Initial issue



---

REPORT NUMBER:

**FH 4908**

ISSUE DATE:

**25 June 2012**

PAGE:


**4 of 10**

THE LEGAL VALIDITY OF THIS REPORT CAN ONLY BE CLAIMED ON PRESENTATION OF THE COMPLETE SIGNED PAPER REPORT. EXTRACTS OR ABRIDGMENTS OF THIS REPORT SHALL NOT BE PUBLISHED WITHOUT PERMISSION FROM BRANZ LTD.

# 1. GENERAL

The product submitted by the client for a full test was identified by the client as Meiluda Building Materials, Performance Plus Ultra Ceiling Tile, comprising a mineral fibre board with a white latex paint finish on the exposed face. A similar product Performance Plus Endurance Ceiling Tile was subjected a single indicative test and was identified by the client to be of the same manufacture but with a fissured/perforated exposed face. Figure 1 illustrates a representative specimen of those tested.

**Figure 1 Representative specimen (“Ultra” back face - left, exposed face - middle, “Endurance” exposed face - right)**



## 1.1 Sample measurements

The following physical parameters were measured for each specimen prior to testing.

Specimen ID	Initial properties		Overall apparent density (kg/m <sup>3</sup> )
	Mass (g)	Mean thickness (mm)	
FH4908-50-1	50.4	18.1	278
FH4908-50-2	52.0	18.2	286
FH4908-50-3	50.9	18.2	279

## 2. EXPERIMENTAL PROCEDURE

### 2.1 Test standard

The tests were carried out according to the test procedures described in ISO 5660: (2002), Reaction-to-fire tests – Heat release, smoke production and mass loss – Part 1: Heat release rate, and Part 2: Smoke production rate, (the test standard). The sample preparation and test procedure were as described in 2.4 and 2.5.

### 2.2 Test date

The tests were conducted on 18<sup>th</sup> June 2012 by Mr Paul Wong at BRANZ Limited laboratories, Judgeford, New Zealand.

### 2.3 Specimen conditioning

All specimens were conditioned to moisture equilibrium (constant weight), at a temperature of  $23 \pm 2^{\circ}\text{C}$  and a relative humidity of  $50 \pm 5\%$  immediately prior to testing.

### 2.4 Specimen wrapping and preparation

All tests were conducted and the specimens prepared in accordance with the test standard. The spark igniter and the stainless steel retainer frame were used. All specimens were wrapped in a single layer of aluminium foil, covering the unexposed surfaces.

### 2.5 Test programme

The test program consisted of three replicate specimens as identified in the above table, tested at an irradiance level of  $50 \text{ kW/m}^2$ . All tests were carried out with the specimen horizontal, and with a nominal duct flow rate of  $0.024 \text{ m}^3/\text{s}$ .



REPORT NUMBER:

**FH 4908**

ISSUE DATE:

**25 June 2012**

PAGE:

**6 of 10**

PNW

A blue ink signature inside a square box.

ES

A blue ink signature inside a square box.

## 3. TEST RESULTS AND REDUCED DATA

### 3.1 Test results and reduced data – NZBC C/VM2

Material	Test specimens as described in Section 1 (in accordance with ISO 5660)			Mean
	FH4908-50-1	FH4908-50-2	FH4908-50-3	
Specimen test number	FH4908-50-1	FH4908-50-2	FH4908-50-3	
Time to sustained flaming s	17	15	16	16.0
Observations <sup>a</sup>	-	-	-	
Test duration <sup>b</sup> s	1234*	1356*	1364*	1318
Mass remaining, mf g	44.5	41.7	42.2	42.8
Mass pyrolyzed %	11.7%	19.8%	17.0%	16.2%
Specimen mass loss <sup>c</sup> kg/m <sup>2</sup>	0.64	1.15	0.95	0.91
Specimen mass loss rate <sup>c</sup> g/m <sup>2</sup> .s	10.5	17.1	14.8	14.1
Heat release rate				
peak, $\dot{q}''_{max}$ kW/m <sup>2</sup>	57.9	61.5	61.6	60.3
average, $\dot{q}''_{avg}$				
Over 60 s from ignition kW/m <sup>2</sup>	26.8	26.9	27.4	27.0
Over 180 s from ignition kW/m <sup>2</sup>	18.6	18.3	18.0	18.3
Over 300 s from ignition kW/m <sup>2</sup>	15.4	15.3	15.0	15.2
Total heat released MJ/m <sup>2</sup>	7.2	9.1	9.0	8.4
Average Specific Extinction Area m <sup>2</sup> /kg	85.0	35.0	33.5	51.2
Effective heat of combustion <sup>d</sup> , $\Delta h_{c,eff}$ MJ/kg	10.9	7.8	9.2	9.3

Notes :

<sup>a</sup> no significant observations were recorded

<sup>b</sup> determined by \* X<sub>O<sub>2</sub></sub> returning to the pretest value within 100 ppm of oxygen concentration for 10 minutes  
\*\* 30 minutes after time to sustained flaming

<sup>c</sup> from ignition to end of test;

<sup>d</sup> from the start of the test

+ value calculated using data beyond the official end of test time according to the test standard.



REPORT NUMBER:

**FH 4908**

ISSUE DATE:

**25 June 2012**

PAGE:

**7 of 10**

PNW

ES

## 4. SUMMARY

The test standard requires that the mean heat release rate (HRR) readings over the first 180 s from ignition for the three specimens should differ by no more than 10% of the arithmetic mean of the three readings. In the event of this criterion not being met, a further three specimens are required to be tested.

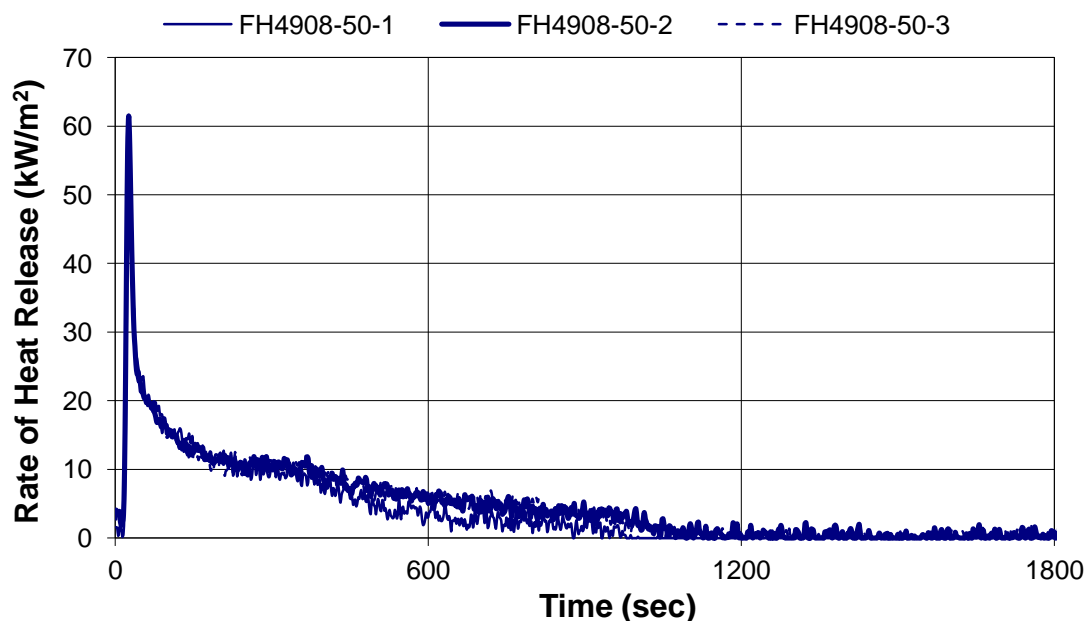
Specimen ID	Average HRR over 180s from ignition	Arithmetic mean	% difference from the arithmetic mean
FH4908-50-1	18.6	18.3	1.8
FH4908-50-2	18.3		0
FH4908-50-3	18.0		-1.7

The above table identifies all three of the specimens exposed to 50 kW/m<sup>2</sup> irradiance were within the acceptance criteria.

The report summary for the specimens as described in Section 1, exposed to an irradiance of 50 kW/m<sup>2</sup> is:

Mean Specimen thickness (mm)	Irradiance (kW/m <sup>2</sup> )	Mean Time to Ignition (s)	Mean Peak Heat Release Rate (kW/m <sup>2</sup> )	Mean Total Heat Released (MJ/m <sup>2</sup> )
18.2	50	16	60.3	8.4

Figure 2 Rate of heat release verses time



REPORT NUMBER:

**FH 4908**

ISSUE DATE:

**25 June 2012**

PAGE:

**8 of 10**

PNW

ES

## 5. CLASSIFICATION IN ACCORDANCE WITH NZBC VERIFICATION METHOD C/VM2 APPENDIX A

The following classification has been assessed in accordance with the New Zealand Building Code Verification Method C/VM2 Appendix A: Establishing Group Numbers for lining materials. Calculations were carried out according to section A1.3 for predicting a material's group number for each specimen tested. It states that "If a different classification group is obtained for different specimens tested, then the highest (worst) classification for any specimen must be taken as the final classification for that material." The classification for the specimens as described in Section 1 is as follows:

	Specimen 1	Sample 2	Sample 3	Classification
Group number Classification	1	1	1	1

The tested sample recorded an average specific extinction area of 51.2 m<sup>2</sup>/kg. In accordance with Verification Method C/VM2 Appendix A, samples achieving either a Group number classification 1 or 2, and with an average specific extinction area less than 250 m<sup>2</sup>/kg are identified with "S" post-script to the Group number.

## 6. DISCUSSION

The specimen tested in full and reported herein was Performance Plus Ultra Ceiling Tile. A sample of Performance Plus Endurance Ceiling Tile was prepared as described in Section 2 and subjected to a single indicative test in accordance with the test standard. The results were analysed in accordance with Verification Method C/VM2 Appendix A achieving a Group 1 classification and specific extinction area less than the 250 m<sup>2</sup>/kg limit.

The key results are summarised in the table below.

Specimen	Number of specimens tested	Time to Ignition (s)	Peak Heat Release Rate (kW/m <sup>2</sup> )	Average Specific Extinction Area (m <sup>2</sup> /kg)	Indicated Group Number Classification
FH4909-50-1	1	11	38.2	<250	1

It is therefore considered that for the specimen described in Section 1, it is unlikely to adversely affect the Group 1 classification or specific extinction area of less than the 250 m<sup>2</sup>/kg limit achieved by specimen as tested and reported herein.



REPORT NUMBER:

**FH 4908**

ISSUE DATE:

**25 June 2012**

PAGE:

**9 of 10**

PNW

ES

## 7. CONCLUSION

The cone calorimeter testing was carried out on the specimens as described in Section 1. For the purposes of compliance with the NZBC Verification Method C/VM2 Appendix A, the following classification is considered applicable to both of the materials as described in Section 1, and others in the same product range with the same fabrication, weight and thickness as the products tested.

<b>Group Number Classification</b>	<b>1 - S</b>
The average specific extinction area was less than the 250 m <sup>2</sup> /kg limit.	

## 8. LIMITATION

The results reported here relate only to the item/s tested.



REPORT NUMBER:

**FH 4908**

ISSUE DATE:

**25 June 2012**

PAGE:

**10 of 10**

PNW

A blue ink signature in a box.

ES

A blue ink signature in a box.